



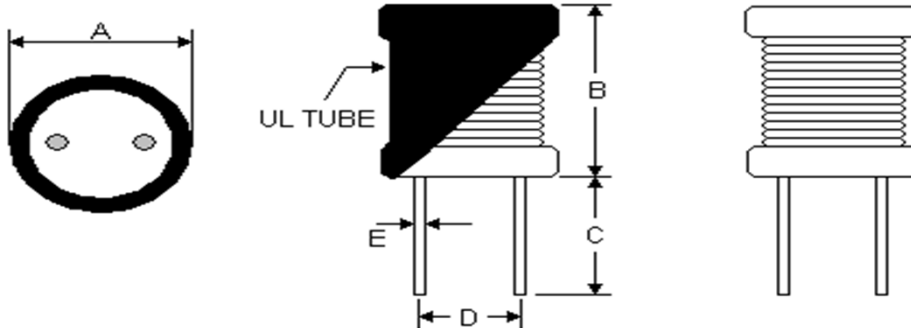
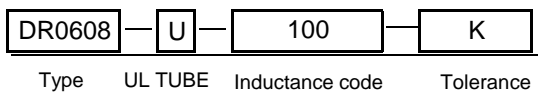
■ Features:

- Low cost.
- Wide range of inductance.
- Small mounting space required.
- Covered with PVC sleeve or UL tube.

■ Applications:

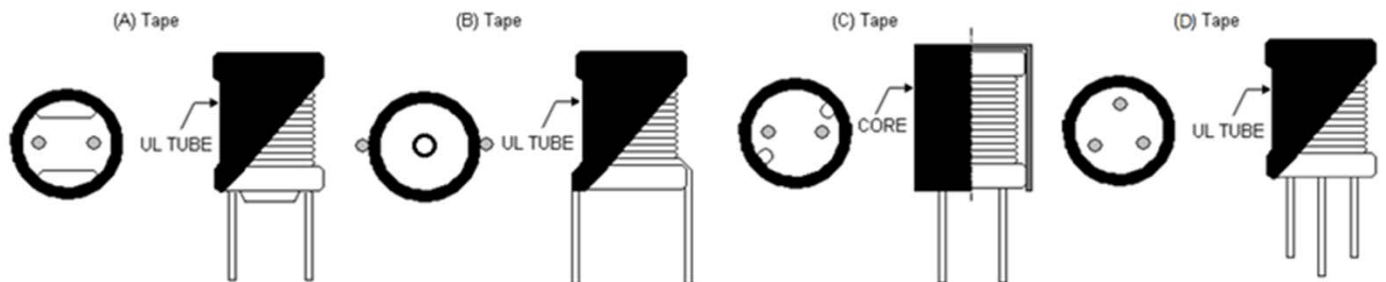
- TVs and Audio equipment.
- Person computer.
- Telecommunication devices.
- Switching Power Supply.

■ Parts code:



Dimensions in mm

TYPE	A (Max)	B (Max)	C (Min)	D (Ref)	E (±0.05)
DR 0406	5.5	8.0	10	2.0	0.60
DR 0608	7.5	10.0	10	3.0	0.65
DR 0810	10.5	12.5	10	5.0	0.65
DR 0912	11.5	14.0	10	5.0	0.80
DR 1012	12.0	15.0	10	6.0	0.80
DR 1016	12.0	18.0	10	6.0	0.80



TYPE	TYPE	TYPE	TYPE
DR 0605DU	DRP 1621	DRH 1114	DR3P 0608
DR 0606DU	DRP 1820		DR3P 0810
DR 0805DU	DRP 2220		DR3P 0912
DR 0807DU	DRP 2828		
DR 0809DU	DRP 3533		

**Specifications**

Inductance		DR 0810	
		DC Resistance	Inductance Decrease Current
TYPE	uH	(Ω)	(A)
DR 0810-1R0 M	1.0	0.015	4.50
DR 0810-1R5 M	1.5	0.020	4.50
DR 0810-1R8 M	1.8	0.020	4.20
DR 0810-2R2 M	2.2	0.020	4.20
DR 0810-2R7 M	2.7	0.020	4.00
DR 0810-3R3 M	3.3	0.020	4.00
DR 0810-3R9 M	3.9	0.020	4.00
DR 0810-4R7 M	4.7	0.025	4.00
DR 0810-5R6 M	5.6	0.025	4.00
DR 0810-6R8 M	6.8	0.025	4.00
DR 0810-8R2 M	8.2	0.035	3.80
DR 0810-100 K	10	0.040	3.80
DR 0810-120 K	12	0.040	3.20
DR 0810-150 K	15	0.045	2.80
DR 0810-180 K	18	0.060	2.50
DR 0810-220 K	22	0.070	2.10
DR 0810-270 K	27	0.085	2.00
DR 0810-330 K	33	0.090	1.80
DR 0810-390 K	39	0.100	1.60
DR 0810-470 K	47	0.110	1.50
DR 0810-560 K	56	0.150	1.30
DR 0810-680 K	68	0.190	1.00
DR 0810-820 K	82	0.210	0.90
DR 0810-101 K	100	0.240	0.80
DR 0810-121 K	120	0.260	0.80
DR 0810-151 K	150	0.310	0.75
DR 0810-181 K	180	0.380	0.70
DR 0810-221 K	220	0.430	0.65
DR 0810-271 K	270	0.490	0.63
DR 0810-331 K	330	0.660	0.60
DR 0810-391 K	390	0.790	0.58
DR 0810-471 K	470	0.910	0.52
DR 0810-561 K	560	1.130	0.50
DR 0810-681 K	680	1.300	0.40
DR 0810-821 K	820	1.530	0.30
DR 0810-102 K	1000	1.800	0.27

- Notes:** 1. Test Frequency at 1KHz / 0.25V  
 2. Tolerance: J(± 5%), K(± 10%), M(± 20%)  
 3. Operating Temp.: -40°C ~ +85°C